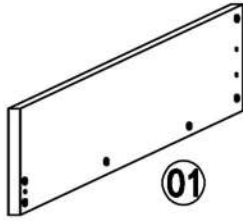
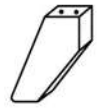
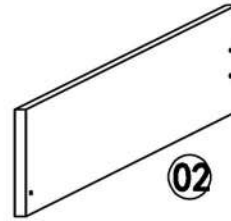


# Assembly Instruction

01 : Right Side Panel




02 : Left Side Panel



05\* 4


03 : Front Panel

03



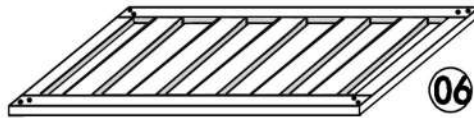
04 : Back Panel

04

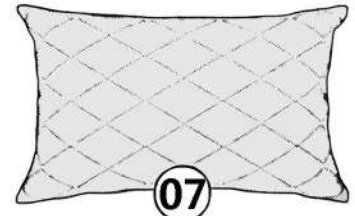


05 : Support Leg

06 : Bottom Panel

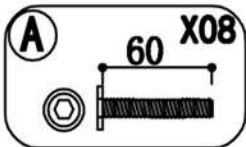


06

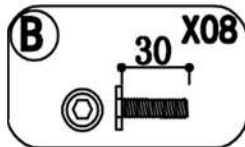


07

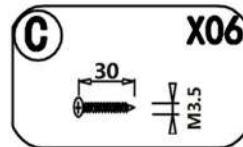
07 : Cushion



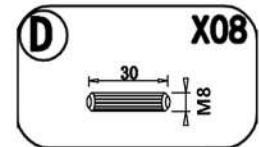
Longer Bolt



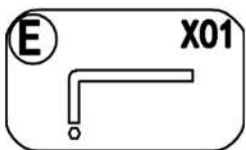
Short Bolt



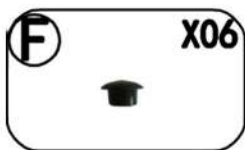
Screw



Wooden Dowel



Allen Key





Screw Stopper



Foot Pad

## Step 1

Insert all the wooden dowels into the front and back panels .

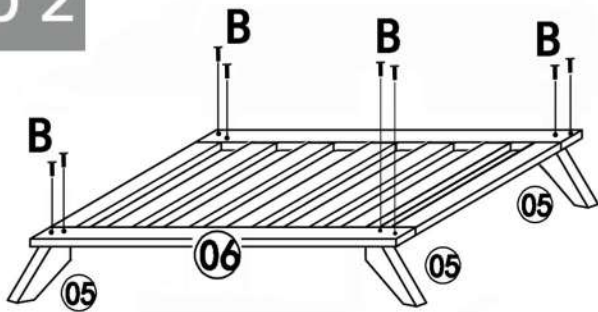


05\* 4



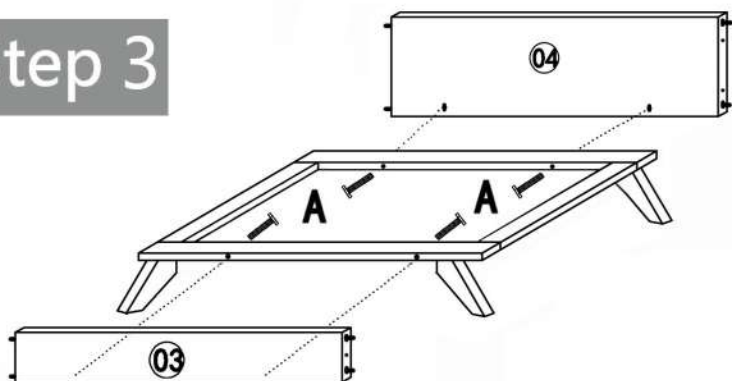
Attach the foot pads to the support legs .

## Step 2



Secure the support legs to the bottom panel , using shorter bolts .  
(Allen key needed)

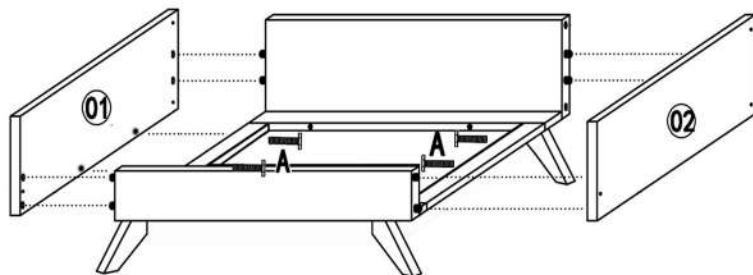
## Step 3



Secure the front and back panels to the bottom base , using longer bolts .  
(Allen key needed)

## Step 4

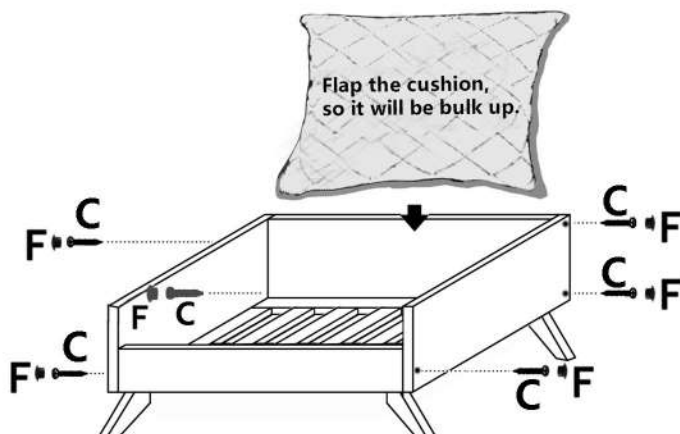
Secure the 2 side panels to the bottom base , using longer bolts .  
(Allen key needed)



## Step 5

Secure the 4 panels with screws using screwdriver.  
(not included)

Insert the stoppers to cover the screw holes .



# ***Care Instructions:***

- Dust often using a clean, soft, dry, and lint-free cloth. Blot spills immediately and wipe with a clean, damp cloth.
  - We do not recommend the use of chemical cleansers, abrasives, or furniture polish on our lacquered finish.
  - Hardware may loosen over time. Periodically check to make sure all connections are tight, re-tighten if necessary.
- 
- Please note that product specifications and design may change without prior notice for the purpose of quality improvement.
  - Product may experience different coloration of the wood grain as frames are made of wood materials.
  - If you have received your ordered item with any defective parts or if you find that some parts are missing, please do contact us immediately. Our email is [support@iconicpet.com](mailto:support@iconicpet.com) Please include your order number and shipping address while contacting, to expedite the process.

Iconic Pet LLC  
95 Correja Ave  
Iselin NJ 08830  
[www.iconicpet.com](http://www.iconicpet.com)  
[info@iconicpet.com](mailto:info@iconicpet.com)

Made in China